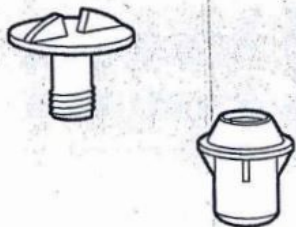


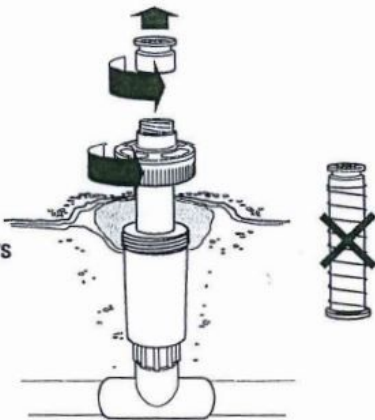
Cap-off Installation



Part # CAP POP/25

1

Cap-off
Unused
Pop-up
Sprinklers



1.) Remove internal sprinkler components
(the stem nozzle and spring).

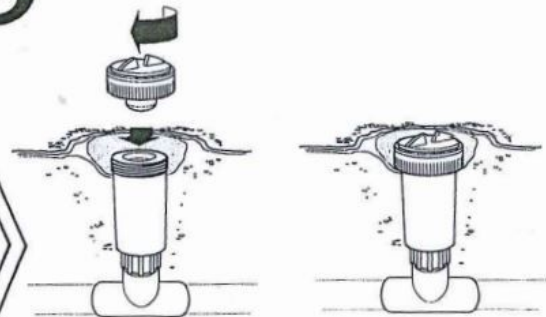
2

1 Retain
cap seal



2.) Retain cap and seal from spray head.
3.) Disassemble cap-off device.
4.) Place tab portion through top of spray head cap.
5.) Thread on lower portion of cap-off device.
6.) Tighten lower portion to seal.

3



7.) Thread completed assembly onto spray head.

IRRIGATION-MART
we SAVVY irrigation



NDS
WE PUT WATER IN ITS PLACE